



ENDURO 150

POST-MIX ICE DRINK DISPENSER



FEATURES

Large ice capacity - 150 lb ice capacity

Choices - Available with 6 UFB-1™ sanitary lever or push button valves

Merchandising - Highly efficient LED illuminated merchandiser utilizing a brighter, longer lasting bulb, providing a high impact visual display

Ice - Gravity ice dispensing with positive shut-off provides excellent ice targeting
Ice used to cool cold plate is separate from ice dispensed into cups

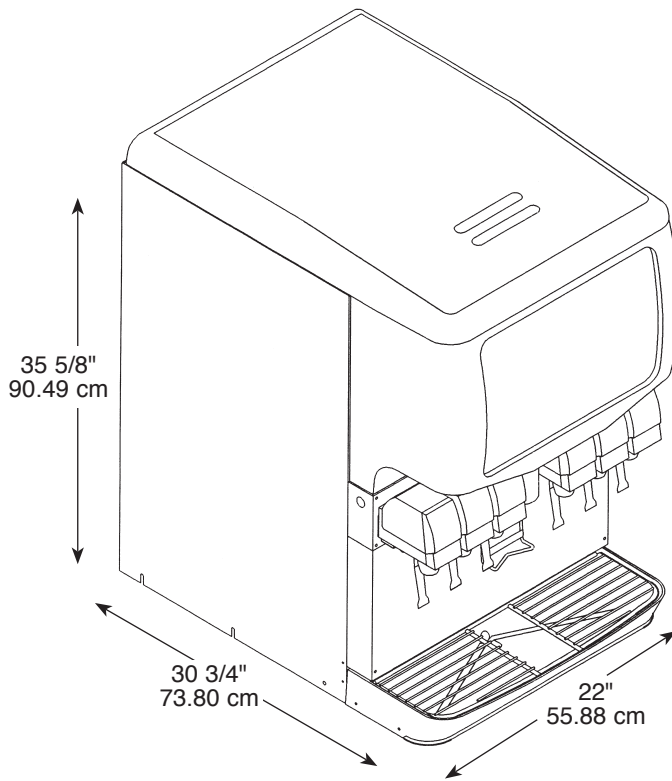
Durable - One piece ABS thermoformed plastic ice storage hopper (Durabide™ design) provides durability and ensures all ice in the hopper is dispensable

Flexible - Unit readily accepts top mount cubers with manual ice fill capability

Quality - Stainless steel cabinet

Ease of Use - Modular design allows for easy component access from the front of the unit

TotalFlex™ - easily changes from carbonated to non-carbonated



PART NUMBER	DESCRIPTION
621053405	Enduro 150 Ice Drink Dispenser with 6 UFB-1™ 2-4 oz Sanitary Lever Valves
621053404	Enduro 150 Ice Drink Dispenser with 6 UFB-1™ 2-4 oz Push Button Valve
3472	Enduro 150 Dispenser Stand - Stainless Steel: 30"H x 22"W x 30"D

* If top mounting an ice maker, an ice maker adapter kit is required. Order separately.

TECHNICAL SPECIFICATIONS

ICE STORAGE CAPACITY 150 lb (68.04 kg)

BEVERAGE MANIFOLDING TotalFlex

CUP CLEARANCE 10" (25.4 cm)

COOLING CAPACITY 10-12 oz drinks /
min @ 75°F




DRAIN CONNECTION 0.75" PVC (NPT) or
1" ID flexible tubing

GRAPHIC SIZE Overall:
11.4"H x 16.6"W
Viewable:
10.608"H x 16.3"W

STANDARD FEATURES Beverage key switch,
timed ice agitation
and 4" legs

ELECTRICAL REQUIREMENTS 115 V / 60 Hz / 3 Amps

SHIPPING WEIGHT 240 lb (108.86 kg)

AGENCY LISTINGS   
City of Los Angeles

