


# How to backup the unit



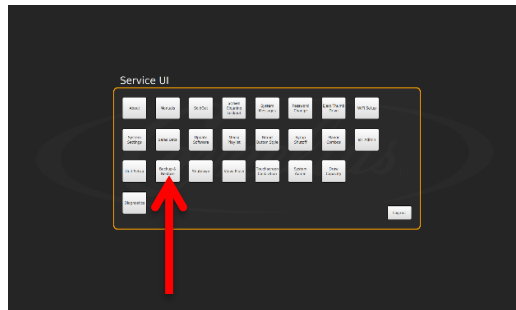
First, open the unit's door. On the back of the display, unplug the black USB connection and plug in your USB flash drive.



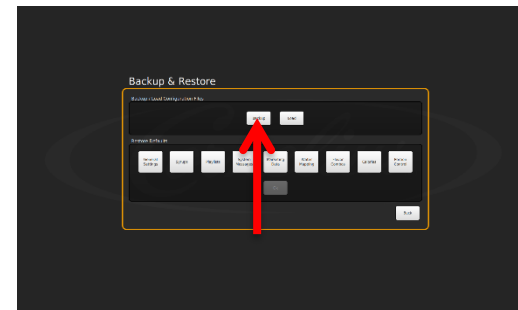
Tap each corner of the video screen starting in the upper right corner. Continue to each corner in a counterclockwise direction, in the form of a "C". The screen will flash white when you touch corners.



Once each corner is tapped, type in the passcode "3333" to access the Service menu.



Once you've accessed the Service menu, select the "Backup/restore" button.



Tap "Backup" button. At this point it will write a backup file to the USB and you can restore from that if need be.