



## ICE CHESTS

DROP-IN ICE-TAINERS



ICE-TAINER  
MODEL 2123



ICE CHEST  
MODEL 1522

## FEATURES

### ICE-TAINER WITH LEGS

**Low profile** - Fits neatly under counters

**Adjustable** - With legs detached, may be placed on counter or other support

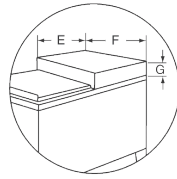
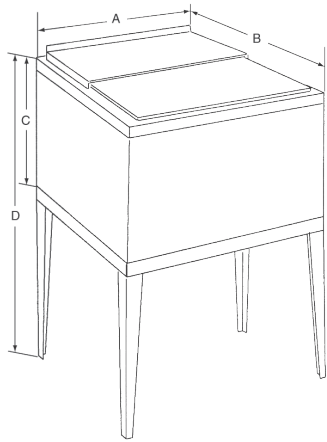
**Accommodating** - Accommodates cold plates for pre-mix or post-mix units

**Options** - Available in two convenient sizes  
Available with sealed-in cold plates

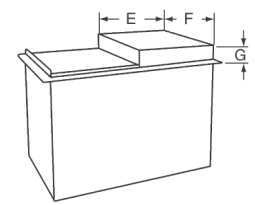
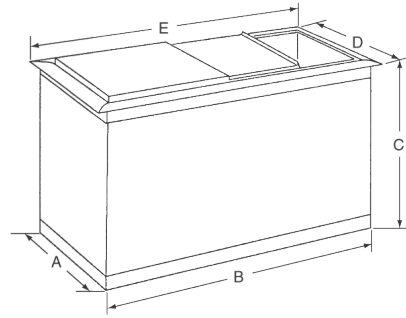
### DROP-IN ICE CHESTS

**Easy install** - Fits readily into any counter or bar

**Options** - Available in two convenient sizes  
Available with sealed-in cold plates



SHOWN WITH CUSTOM BASE



SHOWN WITH CUSTOM BASE



INSERTED IN COUNTER

**ICE-TAINER MEASUREMENTS**

Counter cut out should be 1/4" larger than dimensions A and B Below  
 Optional: All models can be ordered with custom base for mounting of dispenser.

PART NUMBER	MODEL	A	B	C	D	E	F	G	H
162521000	1522 -IT	15"	22"	14"	33 1/2"	12"	14 1/2"	3 1/2"	
162515000	2123-IT	23"	21"	14"	33 1/2"	12"	22 1/2"	3 1/2"	

**CUSTOM DROP-IN ICE CHEST MEASUREMENTS**

162541400	C-1522	15"	22"	13 3/4"	17"	24"	11 3/4"	14 3/4"	3 3/4"
162540000	C-2123	21"	23"	13 3/4"	25"	23"	12"	22 1/2"	3 3/4"

Optional: Leg weld assembly available: 163328000-1522 Ice-Tainer, 163329000-2123 Ice-Tainer

**TECHNICAL SPECIFICATIONS**

**ICE-TAINER**

- ICE STORAGE CAPACITY . . . . . 1522: 60 lbs  
2123: 80 lbs
- CONSTRUCTION . . . . . Stainless steel
- INSULATION . . . . . Environmentally friendly foam
- ACCEPTABLE COLD PLATE. . . . . 1522: 12" x 18"  
2123: 17" x 19"
- OPTIONAL COLD PLATE . . . . . 1522: 13" x 20" 8 circuit sealed-in cold plate  
2123: 19" x 21" 9 circuit sealed-in cold plate
- SHIPPING WEIGHT WITHOUT COLD PLATE . . . . . 1522: 32 lbs  
2123: 45 lbs
- SHIPPING WEIGHT WITH SEALED-IN COLD PLATE . . . . . 1522: 103 lbs  
2123: 145 lbs



AGENCY LISTING . . . . .

**CUSTOM DROP-IN ICE CHESTS**

- ICE STORAGE CAPACITY. . . . . 1522: 60 lbs  
2123: 80 lbs
- CONSTRUCTION. . . . . Stainless steel with smooth overlapping rim
- INSULATION . . . . . Environmentally friendly foam
- OPTIONAL COLD PLATE. . . . . 1522: 13" x 20" 8 circuit sealed-in cold plate  
2123: 19" x 21" 9 circuit pure aluminum sealed-in cold plate
- SHIPPING WEIGHT WITHOUT COLD PLATE . . . . . 1522: 32 lbs  
2123: 46 lbs
- SHIPPING WEIGHT WITH SEALED-IN COLD PLATE . . . . . 1522: 106 lbs  
2123: 145 lbs



AGENCY LISTING . . . . .

