

# VIPER - PLANNED MAINTENANCE CHECKLIST

Schedule below to be completed at 12 month intervals\* or as required by local health department codes  
Refer to the Viper Service Manual for detailed processes for items contained in the checklist below.

\*Note: if using motorman valves, caged O-rings must be replaced every 6 months.

Customer name	
Store #	
Address	
City, State, ZIP	
Manager or Contact name	
Contact Phone #	
Machine Model #	
Machine Serial #	

Item #	Component	Completed (Y/N)
1	Check water, syrup and CO2 delivery systems for leaks. Repair as required.	
2	Check water fill rate to ensure meets/exceeds minimum requirement of 25PSI dynamic flowing at 100 GPH for 2 barrel and 150GPH for 3 or 4 barrel. If flow rate cannot be achieved, check Water filters, tubing sizes supplying machine. Add water booster system if still unable to attain water flow rates.	
3	Check line voltage with compressor operating, acceptable range 230V ± 15V. Install buck boost transformer if voltage is outside of specified range	
4	Check Clock setting, events (Wake, Sleep, Defrost lock-outs)	
5	Check Viscosity settings.	
6	Clean condenser filter (self contained units only).	
7	Check and clean condenser coil (if required)	
8	Drain barrel and replace rear drive shaft seals.	
9	Inspect scrapper blades, rotate/replace as required	
10	Inspected beater bar, replace if required.	
11	Inspect face plate assembly, spinner, sensor, replace if required. Apply light qty of lube to O'ring	
12	Replace face plate bushing.	
13	Motorman dispensing valve, check caged O-ring, replace every 6 months. Lubricated valve and reassemble. Adjust return spring tension.	
14	Check and clean syrup BIB connectors	
15	Sanitize system.	
16	Check operation of syrup, CO2 and water sold out switches	
17	Check and set brix. Typical brix setting is 13 ± 1. Note: Brix set point may vary by customer and syrup type.	
18	Calibrate motors	
19	Start machine (Freeze mode) and check product quality after 3 compressor cycles.	

Comments:

---









---



---

# Viper Planned Maintenance Parts List

Required		QTY	3Wire Part #		
Blade Scraper Freeze Cyl Viper	Inspect every 12 months. Rotate/replace as required.	1	1059688	2 per barrell	
Blue Viper Barrel	Every 12 months	1	2614954	1 per barrell	
Bushing Split Flange .5011D NYL	Every 12 months	1	1001743	1 per barrell	
Down Corning 111 Lubricant	Used with Viper seals	1	1004188	per seal	
Caged O-ring: Motorman Valve	Replace every 6 months	1	1004200	1 per valve	
<b>Optional</b>					
Body Beater Bar	As Needed	1	1059923	1 per barrell	
Kit-Adapter Drive Shaft w/Set Screw & Dowel	Visual as Needed	4	1061679	1 per barrell	
<b>Other</b>					
Condenser filter 3 and 4 barrel	As Needed	1	1070154	1 per unit	
Condenser filter 2 barrel	As Needed	1	1062508	1 per unit	