



IDC255

ICE DRINK DISPENSER



FEATURES

Dependable - Delivers bottle-quality drinks every time with built-in cold carbonator

Your message - Creates high-impact marketing messages delivered with illuminated merchandiser

Ease of use - Quickly modifies marketing messages with simplified front graphic change out

Smart - Automatically separates ice dispensed into cups from ice used to cool cold plate

Dependable - Reduces ice spillage with increased drip tray capacity

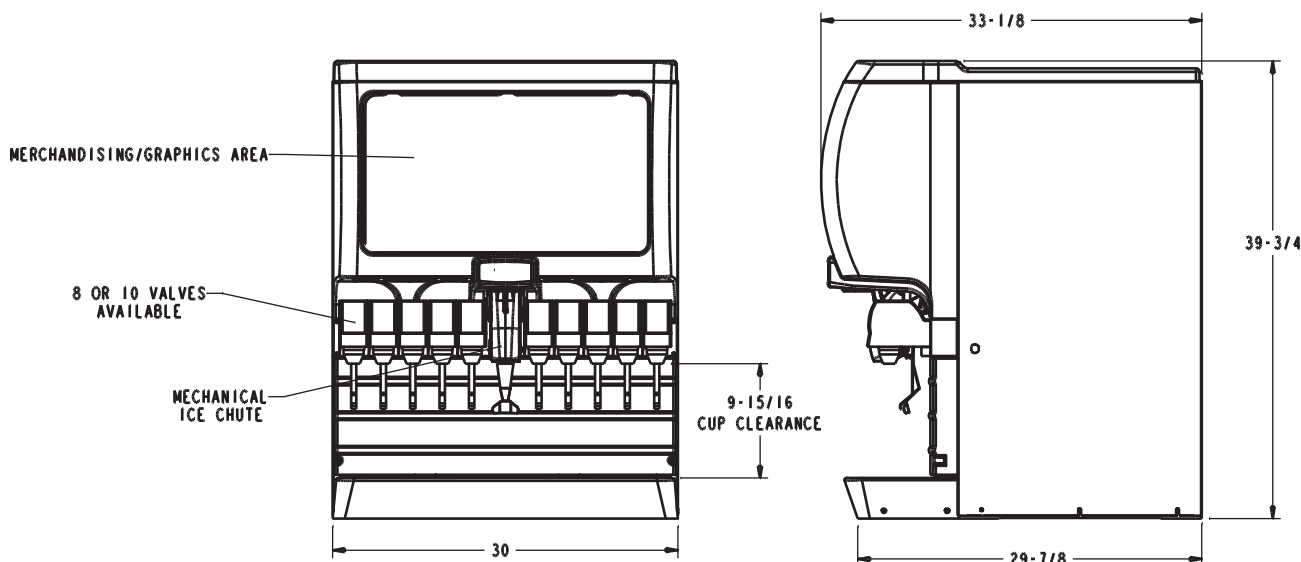
Flexibility - Dispenses different ice types thanks to the contour of the hopper and geometry of the beverage dispenser

Reduced cleaning time - Hopper is easy to clean

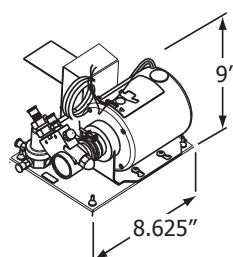
Functionality - Readily accepts top-mounted ice makers with manual ice-fill capability

Increased serviceability - Requires only one electrical outlet, has easy front access to carbonator tank, and simple motor removal

TotalFlex™ - easily changes from carbonated to non-carbonated






NOTE: PUMP & MOTOR ASSEMBLY
MUST BE POSITIONED WITHIN
8 FEET OF THE DISPENSER



| PART NUMBER | DESCRIPTION |
|-------------|---|
| 621065267 | IDC255 with 8 UFB-1™ 2-4 oz Sanitary Lever valves, 115 V / 60 Hz |
| 621065368 | IDC255 with 8 UFB-1™ 2-4 oz Push Button valves, 115 V / 60 Hz |
| 621065166 | IDC255 with 10 UFB-1™ 2-4 oz Sanitary Lever valves, 115 V / 60 Hz |
| 621065469 | IDC255 with 10 UFB-1™ 2-4 oz Push Button valves, 115 V / 60 Hz |

* If top mounting an ice maker, an ice maker adapter kit is required. Order separately.

TECHNICAL SPECIFICATIONS

| | | | |
|--------------------------------|--|-----------------------------|--|
| TYPE OF VALVES | post-mix | STANDARD FEATURES | Timed ice agitation, keyswitch and 4" legs |
| NUMBER OF VALVES | 8 or 10 | DRAIN SIZE | 0.75" (19.1 mm) pvc (npt) pipe or flexible tubing |
| BEVERAGE MANIFOLDING | TotalFlex™ | ELECTRICAL REQUIREMENTS . . | 115 V / 60 Hz / 9.3 Amps or 230 V / 50/60 Hz / 4.7 Amps |
| CUP CLEARANCE | 10" | SHIPPING WEIGHT | 350 lb (150 kg) |
| GRAPHIC DIMENSIONS | (Template Available) | AGENCY LISTINGS |    City of Los Angeles |
| ICE STORAGE CAPACITY | 255 lb (115.7 kg) | | |
| CONNECTIONS | Water: 0.375" (9.5 mm) Syrup: 0.375" (9.5 mm) | | |

