

## AUTOMATIC CREW SERVE DISPENSER

### How to Enter a Drink Semi-Automatically Need to Remake a Drink?



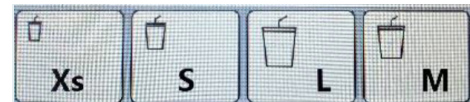
**Step 1**

At any time, on **Order Page**



**Step 2**

Select **Drink Size.**



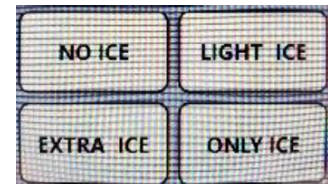
**Step 3**

Select **Soda Brand.**



**Step 4**


If ice ordered other than normal, select **Ice Option.**



**Step 5**

Select **ENTER.**

*Drink will be inserted in queue with other orders.*



**MARMON**  
Foodservice  
Technologies